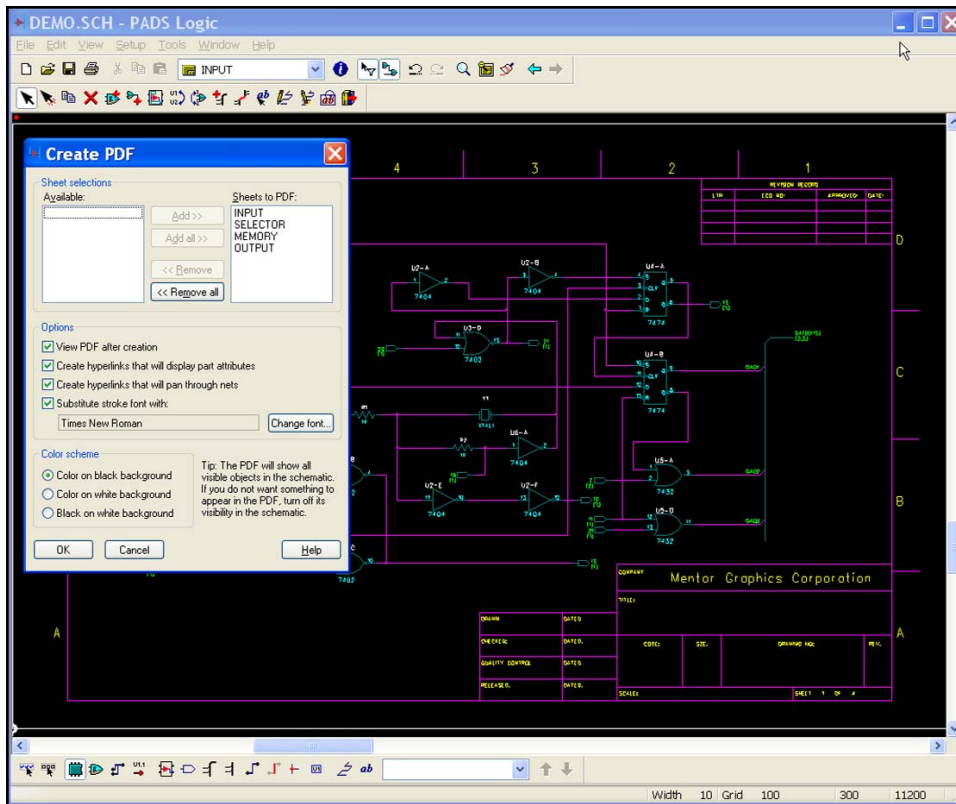


PADS Logic PDF



With PADS Logic PDF it's easy to create intelligent PDF versions of your schematics.

Create PDF documents of your schematics

Many people throughout an organization need to reference or use schematics, but don't want to expend the money to purchase a schematic capture program, or the time to learn how to use it. Yet they need to understand the details of the design, not just look at the pictures.

Enabling others to use your schematics

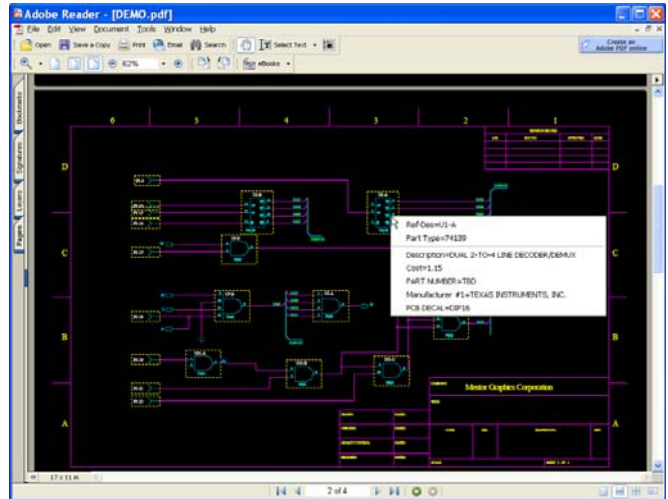
PADS Logic PDF is an easy way to share schematics and the information they contain. The recipient doesn't need to own or learn how to use PADS Logic to benefit from the information in your schematics. All they need is the free PDF reader and all the component information is right at their fingertips. They can even search for parts and trace nets through the design. Once your schematic is converted to PDF format, it cannot be changed, allowing you to safeguard your shared designs.

For readability, you can choose between black or white backgrounds and text colors. You can even choose the font to be used.

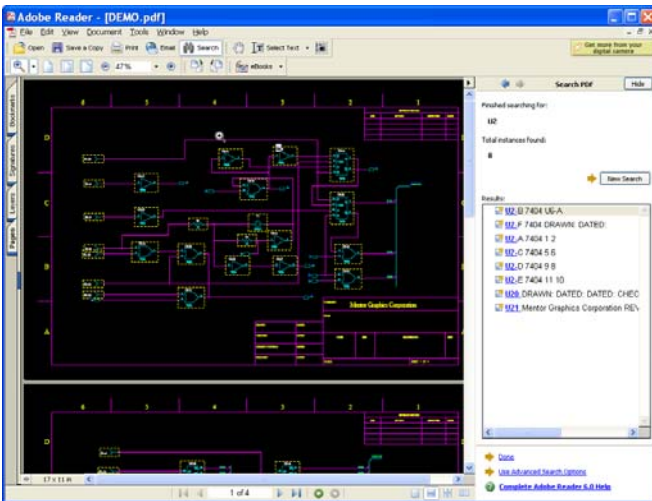
Major product features

- Share your schematics with the free PDF viewers
- Intelligent PDF documents make it easy to find parts and nets
- Hierarchy means that the design intent can be easily communicated
- Control colors and fonts for maximum readability
- PDFs cannot be changed, assuring schematic safety
- Choose bounding boxes to indicate whether parts attributes can be displayed, or nets can be traced

The intelligence level of your PDF document can be chosen during the creation phase. When creating the PDF document you can choose to create links so that the nets can be cross referenced and the part attribute information seen in the PDF. At this time, you can also choose to have a bounding box in the PDF that will indicate the presence of these links. The links in the PDF document provide the ability to view the part attributes and trace nets around the design - even from page to page. Components can be easily found because you can use the standard search function to look through all the visible text in the design. The "Pages" feature in the PDF viewer provides an overview of your schematic so that you can easily go to the page of interest.



All of the part information is available with one click.



You can use the search abilities of the PDF reader to find items of interest

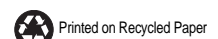
Since PDF is an industry standard and free viewers are available, this single file can be an ideal way to share designs to users who do not have Mentor's PADS Logic. PADS Logic PDF is also used in conjunction with enterprise-wide data management systems since the single file format and common viewer make it easy to store and distribute schematic design data.

Visit our website at www.mentor.com/pads

Copyright © 2004 Mentor Graphics Corporation. All rights reserved. Mentor Graphics, PADS, and PowerPCB are registered trademarks and PADS Layout and PADS Logic are trademarks of Mentor Graphics Corporation. All other trademarks mentioned in this document are trademarks of their respective owners.

Corporate Headquarters
Mentor Graphics Corporation
8005 SW Boeckman Road
Wilsonville, OR 97070-7777
Phone: 503.685.7000
Fax: 503.685.1204

Systems Design Division
Mentor Graphics Corporation
1811 Pike Road
Longmont, CO 80501
Phone: 720.494.1000
Sales: 888.482.3322
Email: pads_info@mentor.com



04_05_05-LVG

1023130-w